

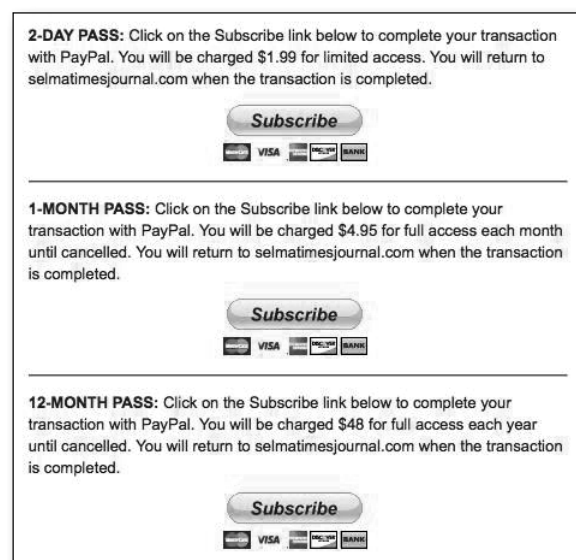
HOW DO I LOG IN

STEP ONE: After the conversation to a paid website occurs on March 1, you will see only an excerpt from each story on the site. There will be a prompt for you to log in or subscribe to the digital edition of *The Selma Times Journal*.



STEP TWO: If you want to subscribe to the digital edition of *The Selma Times Journal*, they should click the blue subscribe link.

STEP THREE: This will take you to our digital subscription page, where they can select the type of subscription you want. Chose your subscription by clicking on the "Subscribe" button beneath the subscription level you want.



STEP FOUR: After you click on the type of subscription you want, you will then be directed to PayPal to complete your transaction.

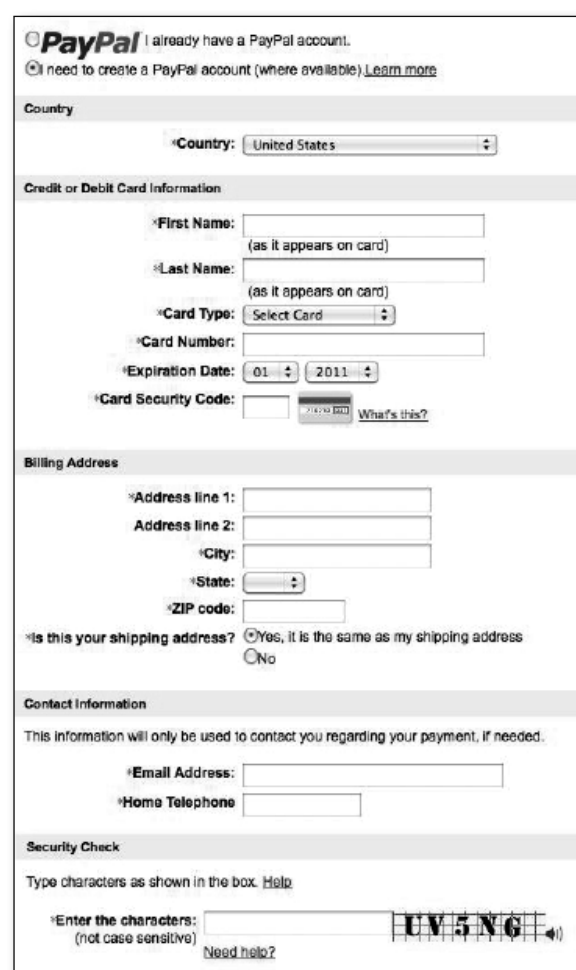
STEP FIVE: Once you have decided to purchase a digital subscription to the *The Selma Times Journal* you will need to have an account set up in PayPal to complete the transaction. If you already have an account with PayPal, you can simply enter your e-mail address in the e-mail field and your PayPal password in the password field. Click the "Log In" button when finished.

STEP SIX: Once you have logged in, the next page will ask you to confirm your phone number.

Agree and Pay

STEP SEVEN: Click the "Agree and Pay" button.

STEP EIGHT: If you do not already have a PayPal account, you will need to click the blue link in the sentence, "No PayPal account? Pay using your credit or debit card!" You will have to fill out information to create an account.



STEP NINE: After the transaction is completed, you will be directed back to *The Selma Times Journal* website.

STEP TEN: Check your e-mail for an e-mail from *The Selma Times Journal* with the username and password to access our site.

As *The Selma Times Journal* prepares to change over its website March 1 to begin charging for content, the staff felt providing a helpful tutorial to our print edition subscribers was in order. This method offers a smooth transition and allows our print subscribers the chance to have the full cost of the web edition credited to their print delivery account.

This tutorial should help you register as a daily, monthly or annual subscriber and ensure your access to the daily content is uninterrupted.

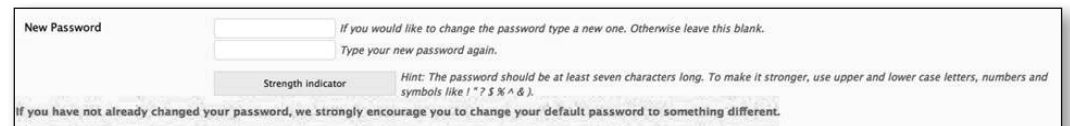
If you have any questions, please feel free to contact the *Times-Journal* at (334) 875-2110.

STEP ELEVEN: Once you have received you username and password, you will need to log on to the site and click the link at the top of the page labeled "Sign In."

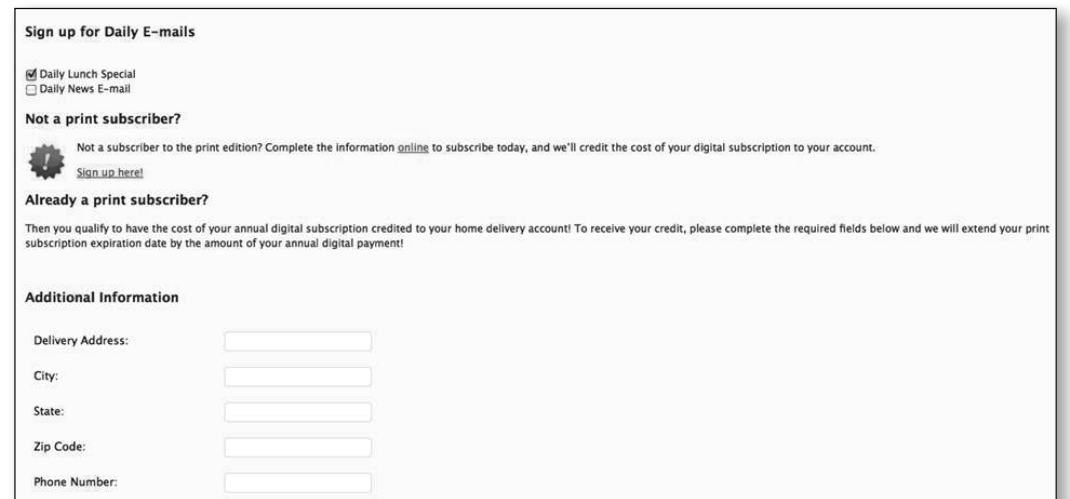


STEP TWELVE: Once you have clicked on the "Sign In" link, you will be asked to enter the username and password you were given, and then click the "Log In" button.

STEP THIRTEEN: The first time you log into the site, you will be directed to your profile page. On this page, you will have an opportunity to change your password, which is strongly encouraged.



STEP FOURTEEN: As you complete information on your profile page, you will also have an opportunity to sign up for the *Times-Journal's* daily e-mails. Since you already subscribe to the print edition of *The Selma Times Journal*, you will be asked to key in information to receive a credit to your print delivery account, essentially giving you access to the web content for free.



STEP FIFTEEN: When you have filled out all of the pertinent information, click the "Update Profile" button.



STEP SIXTEEN: At any point now, you can return to the site at www.selmatimesjournal.com to start reading digital content.

STEP SEVENTEEN: If you need to return to your profile page, there is a link at the top of the page that reads "Your profile." Clicking that link will then take you to your profile page.

